



2004
2008

EUROPEAN STEEL IN FIGURES

TABLE OF CONTENTS

CONTENTS	2
FOREWORD	3
EMPLOYMENT & TURNOVER	4
Employment (2007)	4
Turnover (2007)	4
CRUDE STEEL PRODUCTION	5
Crude steel output per country	5
Share per country (2008)	5
Crude steel production by process	6
Crude steel production by quality	6
FINISHED STEEL PRODUCTION	7
Total finished steel production	7
Volume per selected product category	7
SECTOR STATISTICS	8
Sector shares in total steel consumption (2008)	8
Flat products deliveries: Strip mill products (2008)	8
Flat products deliveries: Quarto plates (2008)	8
REAL vs APPARENT CONSUMPTION	9
Real & Apparent Consumption	9
Stock change	9
MARKET SUPPLY	10
Hot rolled flat products	10
Cold rolled sheets	10
Total coated sheets	10
Quarto plates	10
Total flat products	10
Beams	11
Rebars + deformed rods	11
Wire rod - deformed rods	11
Merchant bars	11
Total long products	11
SCRAP	12
EU Scrap price index - Demolition quality	12
EU Scrap price index - New Arisings	12
EU Scrap price index - Shredded	12
Scrap imports & consumption	12
TRADE	13
Third countries imports	13
Third countries exports	13
Top imports: Flat products (2008)	14
Top imports: Long products (2008)	14
Top exports: Flat products (2008)	14
Top exports: Long products (2008)	14
STAINLESS STEEL	16
Total finished stainless steel production	15
Volume per selected product category	15
MARKET SUPPLY Hot rolled strip mill products for direct use	16
Quarto plates	16
Total hot rolled flat products	16
Cold rolled flat products	16
Total stainless steel flat products	16
Hot rolled bars and sections	17
Bright bars	17
Wire rod	17
Drawn wires	17
Total stainless steel long products	17
TRADE Third countries imports	18
Third Countries exports	18
MEMBERS	19
Members	19
Associated Members	19

EUROFER is pleased to provide you with its first edition of European Steel in Figures, presenting an overview of the key European steel statistics for the period 2004 to 2008.

The figures underline that the European steel industry is a world leader in its sector and a backbone of Europe's prosperity and sustainable development.

It is an indispensable part of the European supply chain, developing and manufacturing in Europe thousands of different new steel solutions.

Steel provides the foundation for innovation, durability and energy savings in applications as varied and vital as automotive, construction, medical devices, white goods and wind turbines.

Steel is 100% recyclable — it loses none of its properties, no matter how many times it is remelted and reused — and therefore contributes significantly to the long-term conservation of fundamental resources for future generations.

The European steel industry's annual turnover totals about 190 billion Euros, it directly employs 420 thousand people and produces about 200 million tonnes of steel per year. More than 500 steel production sites in 22 EU Member States provide direct and indirect employment and a living for millions of European citizens.

We hope that this handy compendium will be of use for you.

For further information you may want to visit our website:

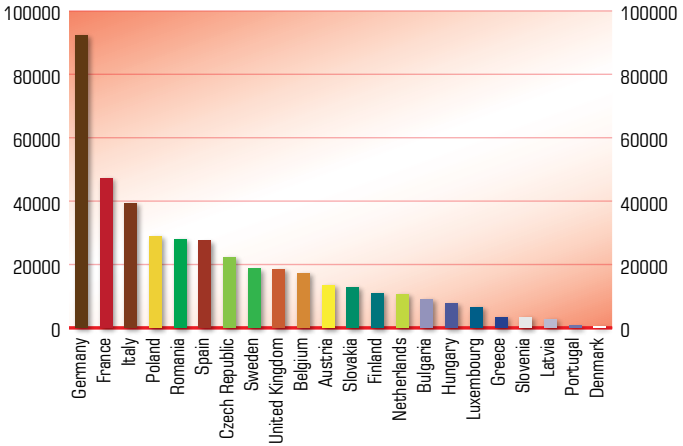
www.eurofer.eu

May 2009

Gordon Moffat
Director General

EMPLOYMENT (2007)

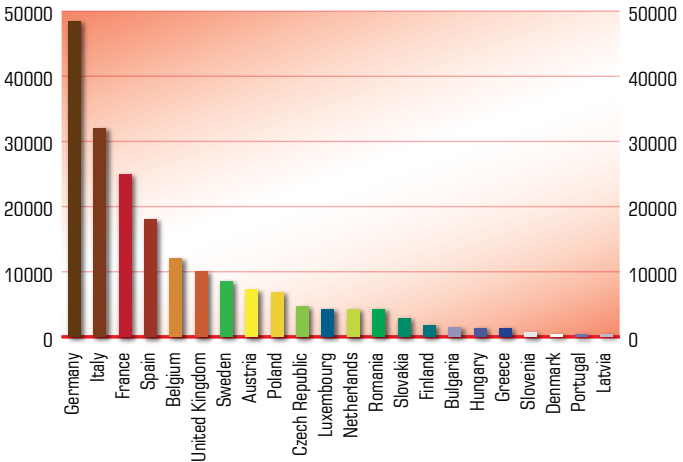
Total: 422086



TURNOVER (2007)

Total: 187069

in million €



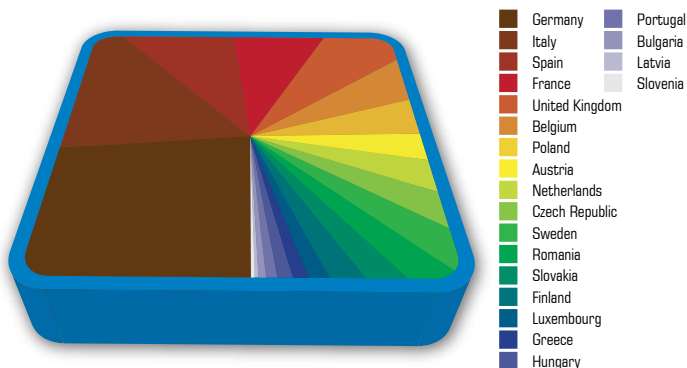
CRUDE STEEL OUTPUT PER COUNTRY

All qualities

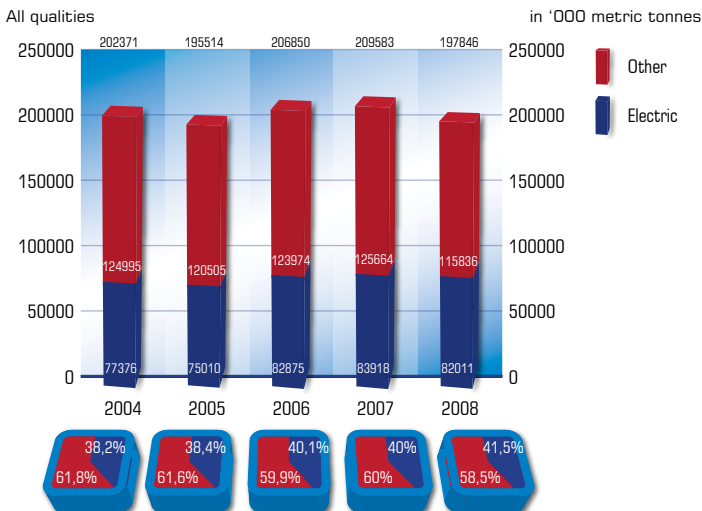
in '000 metric tonnes

	2004	2005	2006	2007	2008	% share of EU 2008
Austria	6530	7031	7129	7578	7594	3,8
Belgium	11698	10420	11631	10692	10673	5,4
Bulgaria	2090	1949	2102	1909	1330	0,7
Czech Republic	7033	6188	6860	7057	6387	3,2
Finland	4833	4739	5052	4431	4418	2,2
France	20770	19481	19852	19250	17879	9,0
Germany	46374	44524	47224	48550	45833	23,2
Greece	1967	2266	2416	2554	2477	1,3
Hungary	1952	1958	2084	2241	2097	1,1
Italy	28604	29350	31624	31553	30590	15,5
Latvia	662	688	690	696	635	0,3
Luxembourg	2684	2194	2802	2858	2582	1,3
Netherlands	6848	6919	6372	7368	6853	3,5
Poland	10593	8444	10008	10632	9728	4,9
Portugal	1400	1400	1400	1400	1400	0,7
Romania	5930	6150	6170	6137	4917	2,5
Slovakia	4439	4485	5093	5089	4489	2,3
Slovenia	566	583	628	638	641	0,3
Spain	17684	17826	18391	18999	18640	9,4
Sweden	5949	5692	5435	5635	5164	2,6
United Kingdom	13766	13226	13886	14317	13520	6,8
EU 27	202371	195514	206850	209583	197846	100,0

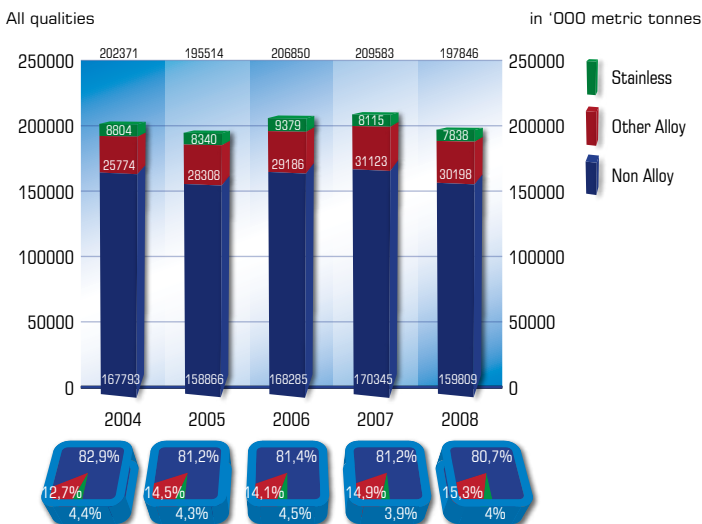
SHARE PER COUNTRY (2008)



CRUDE STEEL PRODUCTION BY PROCESS



CRUDE STEEL PRODUCTION BY QUALITY



TOTAL FINISHED STEEL PRODUCTION

All qualities

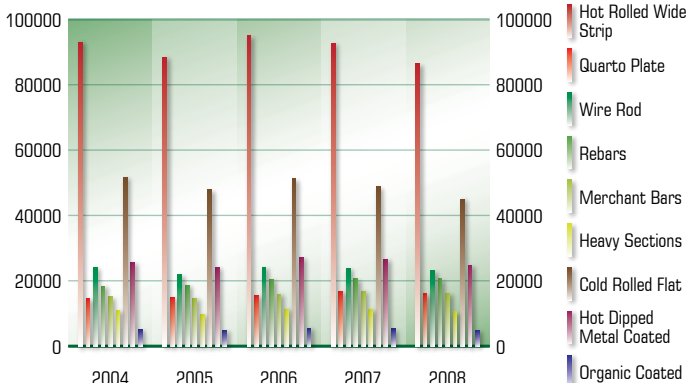
in '000 metric tonnes

	2004	2005	2006	2007	2008
Total Hot Rolled	181056	173079	187549	187669	178671
Flat	109659	105362	112650	111612	104784
Hot Rolled Wide Strip	92961	88336	94989	92639	86473
Quarto Plate	14539	14963	15505	16731	16005
Long	71397	67717	74898	76057	73887
Wire Rod	24010	21794	24092	23799	23053
Rebars	18406	18631	20412	20576	20634
Merchant Bars	15075	14612	15800	16865	16120
Heavy Sections	10972	9676	11335	11269	10554
Cold Rolled Flat	51626	47899	51210	48717	45015
Hot Dipped Metal Coated	25687	24070	27257	26584	24761
Organic Coated	5134	4915	5459	5264	4869

VOLUME PER SELECTED PRODUCT CATEGORY

All qualities

in '000 metric tonnes

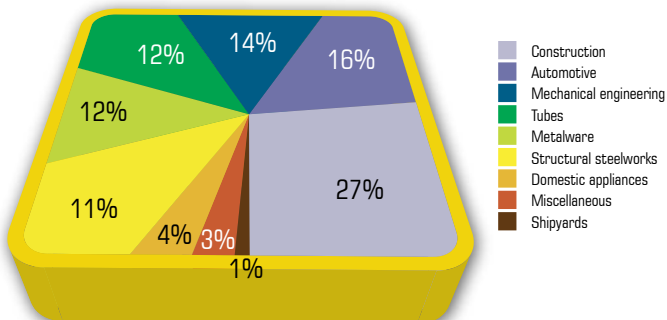


Shares in total hot rolled:



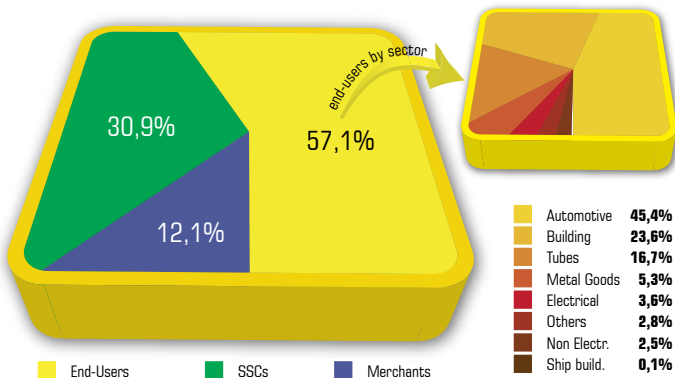
SECTOR SHARES IN TOTAL STEEL CONSUMPTION (2008)

All qualities



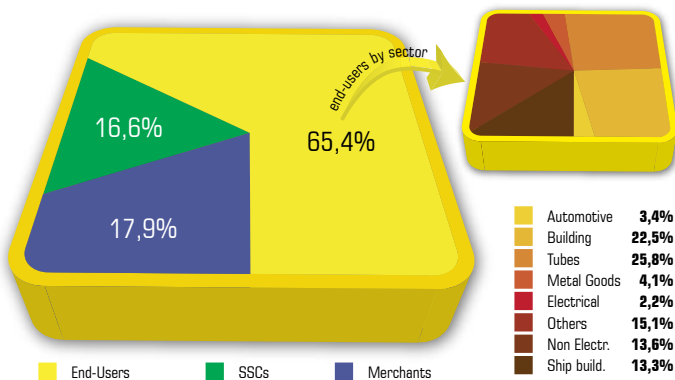
FLAT PRODUCTS DELIVERIES: STRIP MILL PRODUCTS (2008)

Non-alloy steels and other alloy steels



FLAT PRODUCTS DELIVERIES: QUARTO PLATES (2008)

Non-alloy steels and other alloy steels



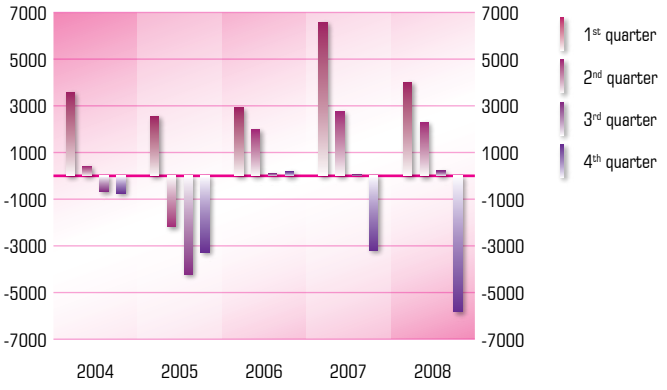
REAL & APPARENT CONSUMPTION



STOCK CHANGE

All qualities in '000 metric tonnes

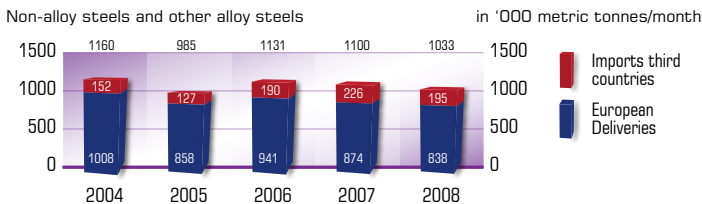
	2004	2005	2006	2007	2008
1st quarter	3588	2552	2906	6574	4011
2nd quarter	420	-2188	1981	2739	2289
3rd quarter	-650	-4230	113	55	219
4th quarter	-742	-3264	205	-3188	-5810



HOT ROLLED FLAT PRODUCTS



COLD ROLLED SHEETS



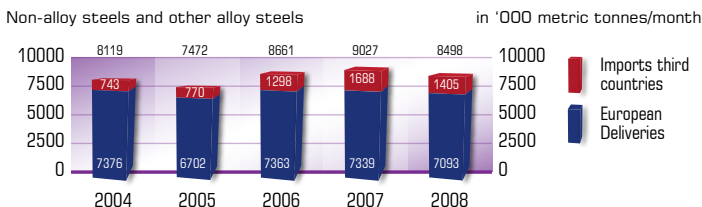
TOTAL COATED SHEETS



QUARTO PLATES



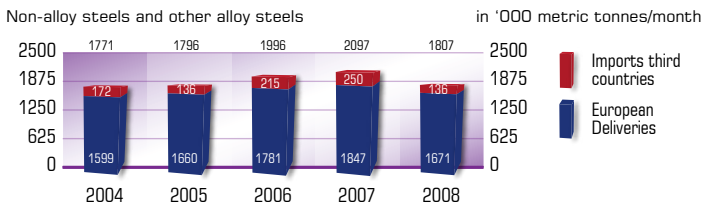
TOTAL FLAT PRODUCTS



BEAMS



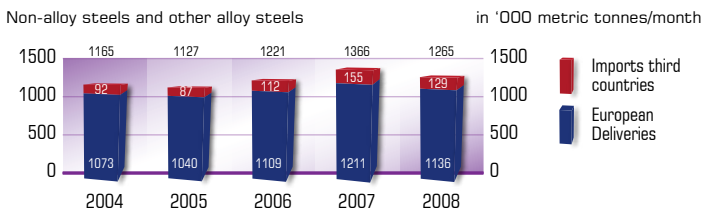
REBARS + DEFORMED RODS



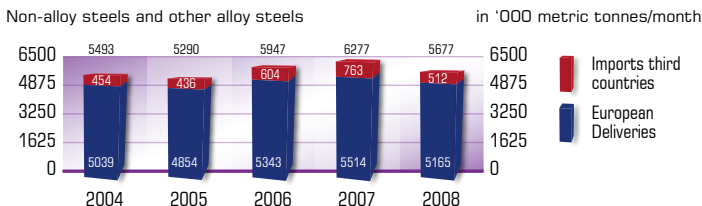
WIRE ROD - DEFORMED RODS



MERCHANT BARS

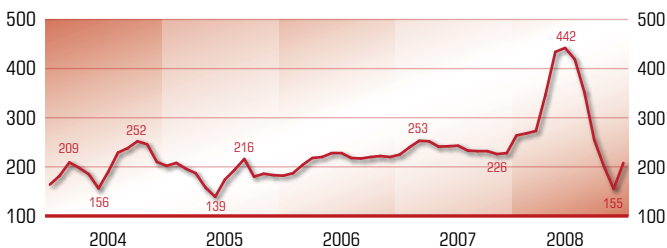


TOTAL LONG PRODUCTS

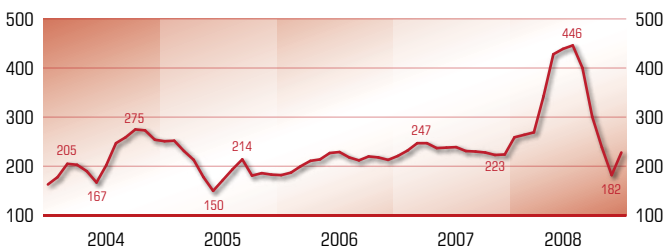


EU Scrap price index (2001 = 100) based on the average price in France, Germany, Italy Spain and United Kingdom.

DEMOLITION QUALITY



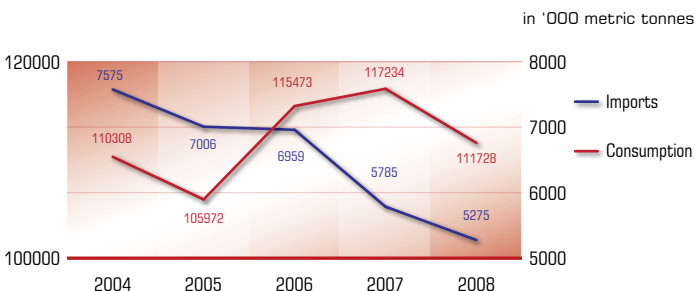
NEW ARISING



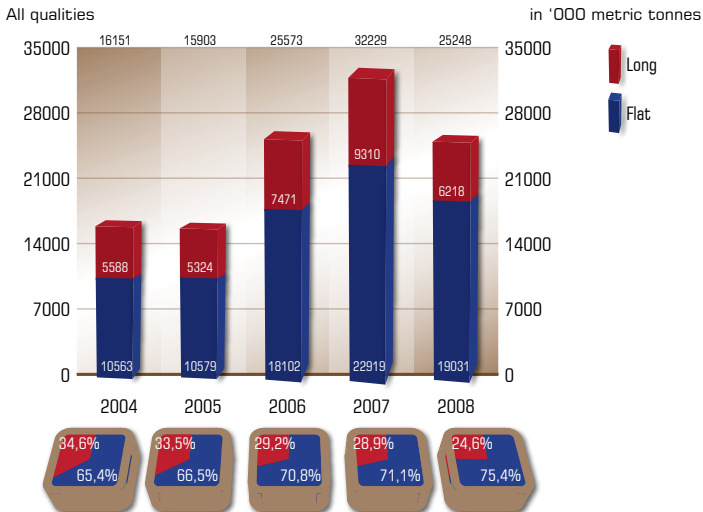
SHREDDED



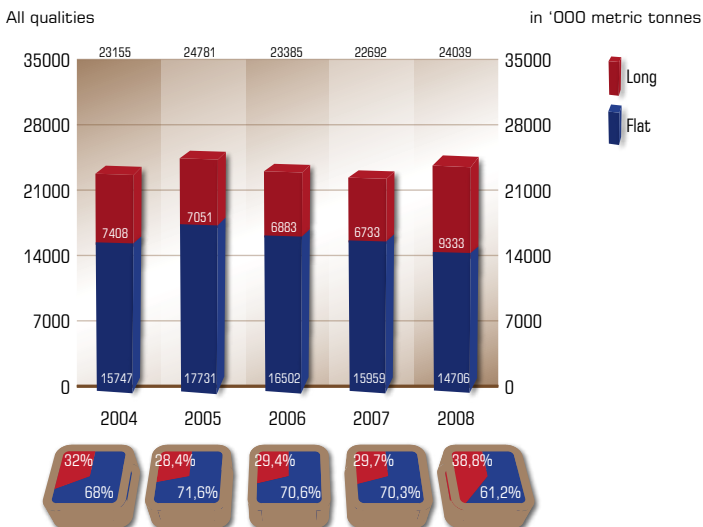
SCRAP IMPORTS & CONSUMPTION



THIRD COUNTRIES IMPORTS




THIRD COUNTRIES EXPORTS



TOP IMPORTS: FLAT PRODUCTS (2008)

All qualities



China	31%
Russia	13%
India	8%
South Korea	7%
Serbia	6%
Ukraine	5%
Others	30%

TOP IMPORTS: LONG PRODUCTS (2008)

All qualities



Turkey	27%
China	11%
Ukraine	10%
Switzerland	10%
South Korea	7%
Others	35%

TOP EXPORTS: FLAT PRODUCTS (2008)

All qualities



Turkey	20%
USA	9%
Switzerland	8%
India	5%
Russia	5%
Mexico	5%
China	4%
Iran	3%
Saudi Arabia	3%
Others	38%

TOP EXPORTS: LONG PRODUCTS (2008)

All qualities



Algeria	28%
USA	9%
Switzerland	9%
Turkey	7%
United Arab Emirates	3%
Croatia	3%
Norway	2%
Others	39%

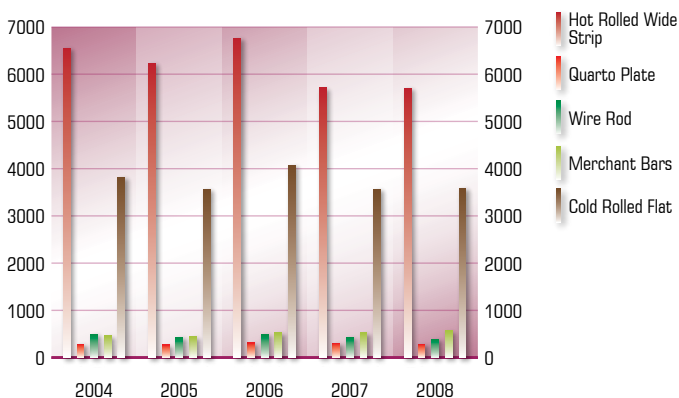
TOTAL FINISHED STAINLESS STEEL PRODUCTION

in '000 metric tonnes

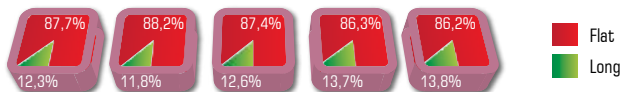
	2004	2005	2006	2007	2008
Total Hot Rolled	7793	7366	8085	6975	6947
Flat	6838	6499	7069	6019	5989
Hot Rolled Wide Strip	6554	6228	6759	5714	5705
Quarto Plate	284	270	311	304	284
Long	955	867	1015	957	958
Wire Rod	492	425	488	433	392
Merchant Bars	463	442	528	524	566
Cold Rolled Flat	3819	3561	4069	3558	3582

VOLUME PER SELECTED PRODUCT CATEGORY

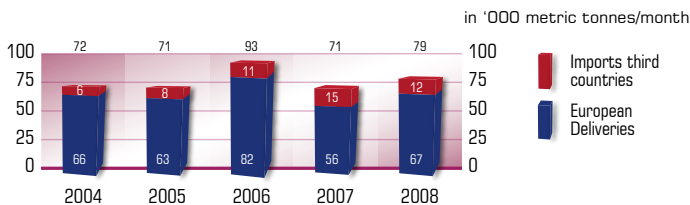
in '000 metric tonnes



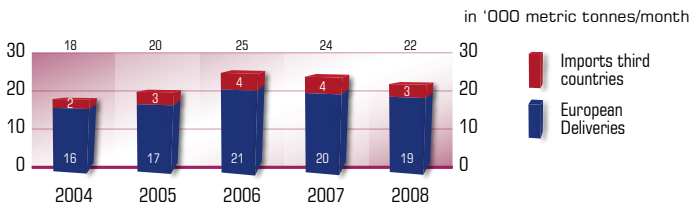
Shares in total hot rolled:



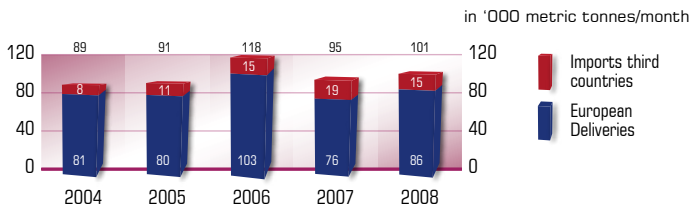
HOT ROLLED STRIP MILL PRODUCTS FOR DIRECT USE



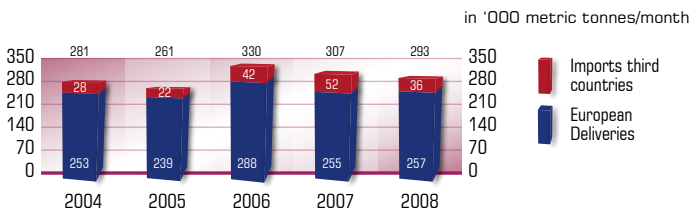
QUARTO PLATES



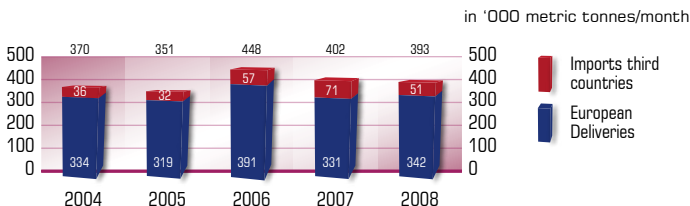
TOTAL HOT ROLLED FLAT PRODUCTS



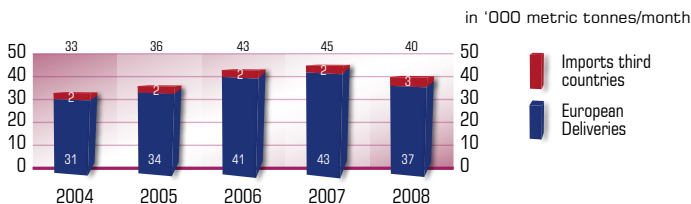
COLD ROLLED FLAT PRODUCTS



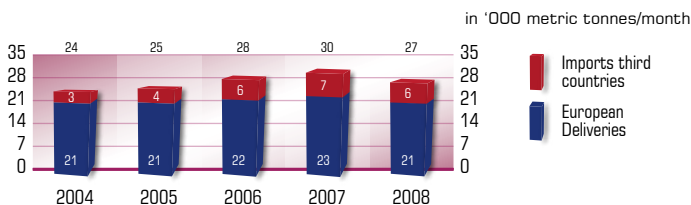
TOTAL STAINLESS STEEL FLAT PRODUCTS



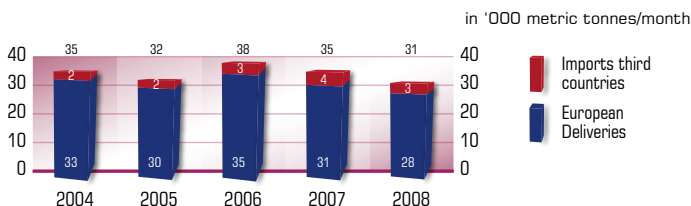
HOT ROLLED BARS AND SECTIONS



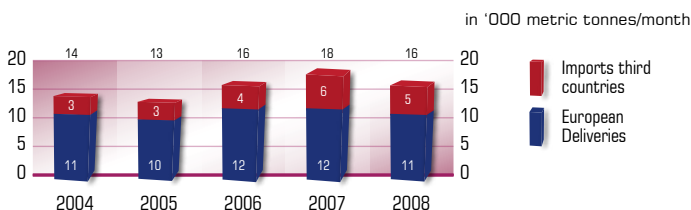
BRIGHT BARS



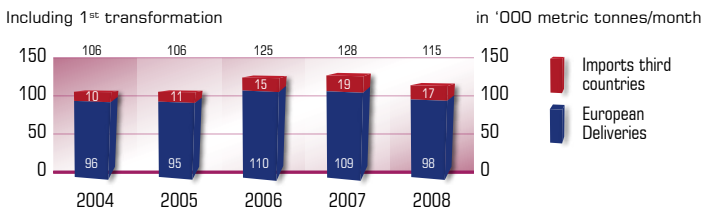
WIRE ROD



DRAWN WIRES



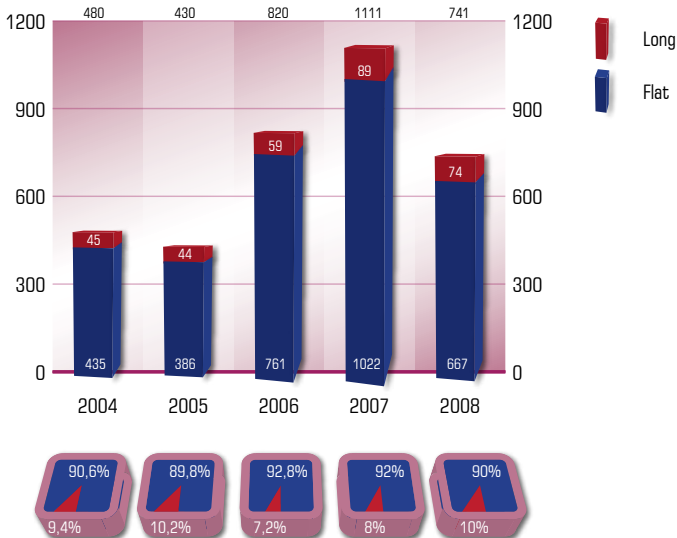
TOTAL STAINLESS STEEL LONG PRODUCTS



THIRD COUNTRIES IMPORTS

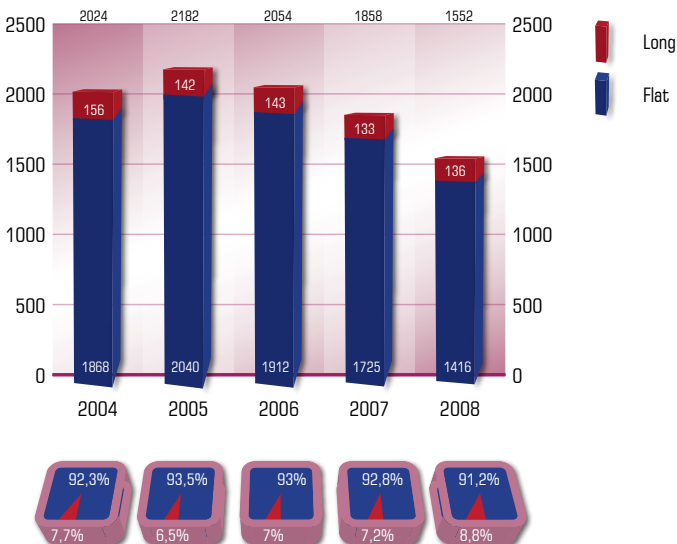
Total including for re-rolling

in '000 metric tonnes



THIRD COUNTRIES EXPORTS

in '000 metric tonnes



MEMBERS

- Acciaieria Arvedi S.p.A
<http://www.arvedi.it>
- Acerinox SA
<http://www.acerinox.es>
- ArcelorMittal Group
<http://www.ArcelorMittal.com>
- BSW - Badische Stahlwerke GmbH
<http://www.bsw-kehl.de>
- Böhler-Uddeholm AG
<http://www.boehler-uddeholm.com>
- Bulgarian Association of the Metallurgical Industry
<http://www.bcm-bg.com>
- CELSA Group
<http://www.gcelsa.com>
- CMC Zawiercie S.A.
<http://www.cmcpoland.com>
- Corus Group
<http://www.corusgroup.com>
- DanSteel AS
<http://www.dansteel.dk>
- Deutsche Edelstahlwerke GmbH
<http://www.dew-stahl.com>
- Dillinger Hüttenwerke AG
<http://www.dillinger.de>
- Duferco S.A.
<http://www.duferco.com>
- Edelstahl-Vereinigung E.V.
http://www.stahl-online.de/stahl_zentrum/edelstahl_vereinigung_e_v.htm
- ENXE - Hellenic Steelmakers Union
- Evraz Vitkovice Steel a.s.
<http://www.vitkovicesteel.com>
- Fachverband der Bergwerke und Eisen erzeugenden Industrie
<http://www.wk.or.at/bergbau-stahl>
- Federacciai
<http://www.federacciai.it>
- Federation Française de l'Acier
<http://www.ffa.fr>
- Feralpi Siderurgica S.p.A.
<http://www.feralpi.it>
- Georgsmarienhütte Group
<http://www.gmh.de>
- Georgsmarienhütte Holding GmbH
<http://www.gmh.de>
- Groupement de la Sidérurgie asbl
<http://www.steelbel.be>
- Grupo Alfonso Gallardo
<http://www.grupoag.es>
- Gruppo Riva
<http://www.rivagroup.com>
- Halyvourgiki Inc.
<http://www.halyvourgiki.com>
- Hellenic Halyvourgia
<http://www.hlv.gr>
- Hutnictvi Zeleza
<http://www.hz.cz>
- ISD Dunaferr Co.Ltd.
<http://www.dunaferr.hu>
- ISD Huta Czestochowa Sp.
<http://www.isd-hcz.com.pl>
- Jernkontoret
<http://www.jernkontoret.se>
- Lech-Stahlwerke GmbH
<http://www.lech-stahlwerke.de>
- Liepajas Metalurģs
<http://www.metalurģs.lv>
- Marienhütte Stahl- und Walzwerk GmbH
<http://www.marienhuette.at>
- Metallinjaloštajet
<http://www.teknologiateollisuus.fi>
- Metinvest TrameTal SpA
<http://www.trametal.it>
- MVAE - Association of the Hungarian Steel Industry
<http://www.mvae.hu>
- Nedstaal BV
<http://www.nedstaal.nl>
- Outokumpu Oyj
<http://www.outokumpu.com>
- Ovako Group
<http://www.ovako.com>
- Polish Steel Association
<http://www.hiph.com.pl>
- Ruukki
<http://www.ruukki.com>
- SIJ Slovenian Steel Group
<http://www.sij.si>
- SSAB Group
<http://www.ssab.com>
- Saarstahl AG
<http://www.saarstahl.de>
- Salzgitter AG
<http://www.salzgitter-ag.de>
- Sidenor
<http://www.sidenor.gr>
- Siderurgia Nacional - Empresa de Productos Longos S.A.
Store Steel
<http://www.store-steel.si>
- SPAS - Chambre Syndicale des Producteurs d'Aciers fins et Spéciaux
<http://www.spas.fr>
- ThyssenKrupp AG
<http://www.thyssenkrupp.com>
- Trinecke Zelezarny AS
<http://www.trz.cz>
- U.S. Steel Kosice
<http://www.uske.sk>
- UK Steel - EEF
<http://www.uksteel.org.uk>
- UNESID Spanish Steel Association
<http://www.unesid.org>
- UniRomSider
http://www.web2all.ro/us_romana.htm
- Vorskla Steel Denmark A/S
<http://www.vorskla.dk>
- Voestalpine AG
<http://www.voestalpine.com>
- Wirtschaftsvereinigung Stahl
<http://www.wvstahl.de>
- ZDB Group a.s.
<http://www.zdb.cz>

ASSOCIATED MEMBERS

- Colakoglu Metalurji
<http://www.colakoglu.com.tr>
- Diler Demir Celik
http://www.dilerhld.com/diler_demircelik/index.html
- Eregli Iron and Steel Works
<http://www.erdemir.com.tr>
- HABAS
<http://www.abas.com.tr>
- ICDAS
<http://www.icdas.com.tr>
- Iskenderun Demir ve Celik ISDEMIR
<http://www.isdemir.com.tr>
- Izmir Demir Celik IDC
<http://www.idcsteel.com>
- Kremikovtzi AG
<http://www.kremikovtzi.com>
- Swiss Steel AG
<http://www.swiss-steel.com>
- DCUD - Turkish Iron & Steel Producers Association
<http://www.dcud.org.tr>



EUROFER
European Confederation of Iron and Steel Industries
ASBL

Avenue Ariane, 5
B-1200 Brussels
Tel: +32 (2) 738 79 20
Fax: +32 (2) 738 79 55
Email: mail@eurofer.be
<http://www.eurofer.eu/>