



2006
2010

**EUROPEAN STEEL
IN FIGURES**

TABLE OF CONTENTS

CONTENTS	2
FOREWORD	3
EMPLOYMENT	4
Evolution of employment	4
Employment (2010)	4
CRUDE STEEL PRODUCTION	5
Crude steel output per country	5
Share per country (2010)	5
Crude steel production by process	6
Crude steel production by quality	6
FINISHED STEEL PRODUCTION	7
Total finished steel production	7
Volume per selected product category	7
SECTOR STATISTICS	8
Sector shares in total steel consumption	8
Flat products deliveries: Strip mill products	8
Flat products deliveries: Quarto plates	8
REAL vs APPARENT CONSUMPTION	9
Real & Apparent Consumption	9
Stock change	9
MARKET SUPPLY	10
Hot rolled flat products	10
Cold rolled sheets	10
Total coated sheets	10
Quarto plates	10
Total flat products	10
Beams	11
Rebars + deformed rods	11
Wire rod - deformed rods	11
Merchant bars	11
Total long products	11
SCRAP	12
EU Scrap price index - Demolition quality	12
EU Scrap price index - New Arisings	12
EU Scrap price index - Shredded	12
Scrap imports & consumption	12
TRADE	13
Third countries imports	13
Third countries exports	13
Top imports: Flat products	14
Top imports: Long products	14
Top exports: Flat products	14
Top exports: Long products	14
STAINLESS STEEL	16
Total finished stainless steel production	15
Volume per selected product category	15
MARKET SUPPLY Hot rolled strip mill products for direct use	16
Quarto plates	16
Total hot rolled flat products	16
Cold rolled flat products	16
Total stainless steel flat products	16
Hot rolled bars and sections	17
Bright bars	17
Wire rod	17
Drawn wires	17
Total stainless steel long products	17
TRADE Third countries imports	18
Third countries exports	18
MEMBERS	19
Members & Associated Members	19

2010 has impressively demonstrated the European manufacturing industry being the driving force of the European economy - with the European steel industry at its base.

The key European steel figures for 2010 show a broad recovery in the steel industry from the economic crisis in particular in the export-oriented value chains.

Since mid-2010, strengthening real consumption has replaced re-stocking as the key impulse for market growth with real and apparent consumption becoming more aligned. This trend continues in 2011 with some steelmakers getting back to pre-crisis production levels for their flat products. However, public spending cuts and tighter monetary conditions acted as a drag on construction activity in 2010 - and still do so - keeping recovery in the long products segment at lower levels. Overall, crude steel production in 2010 increased by 24 % and apparent consumption by 22 %.

I hope the third edition of the European Steel in Figures will meet your expectations and prove valuable for you.

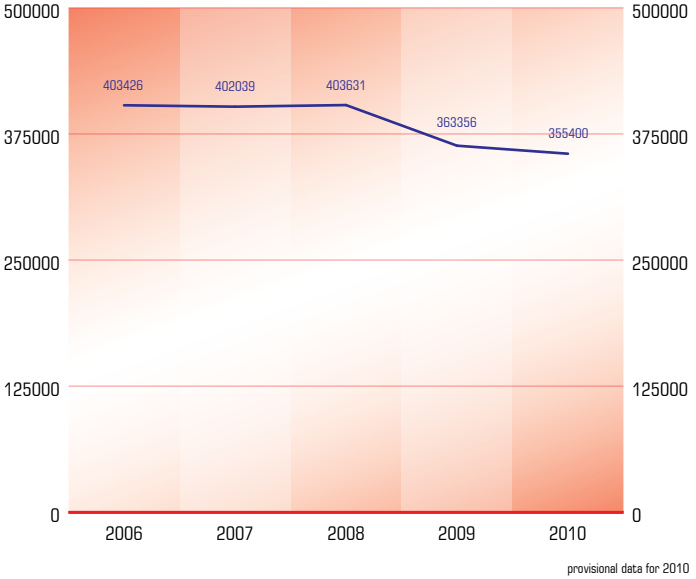
For further information you may want to visit our website:

www.eurofer.eu

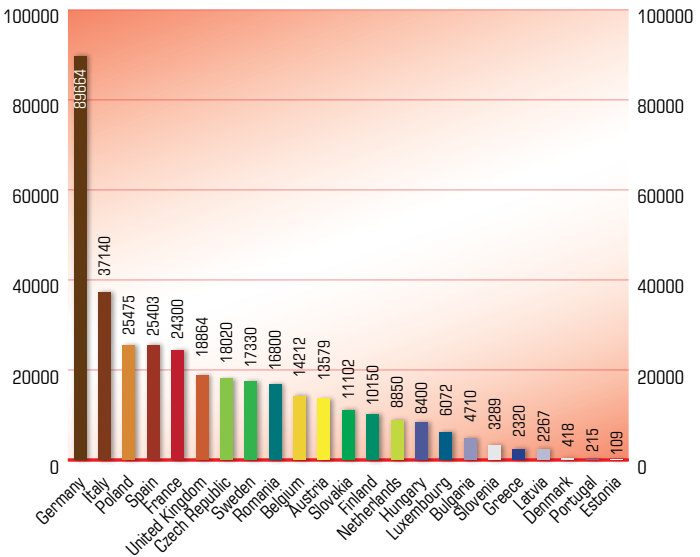
April 2011

Gordon Moffat
Director General

EVOLUTION OF EMPLOYMENT



EMPLOYMENT (2010)



All qualities

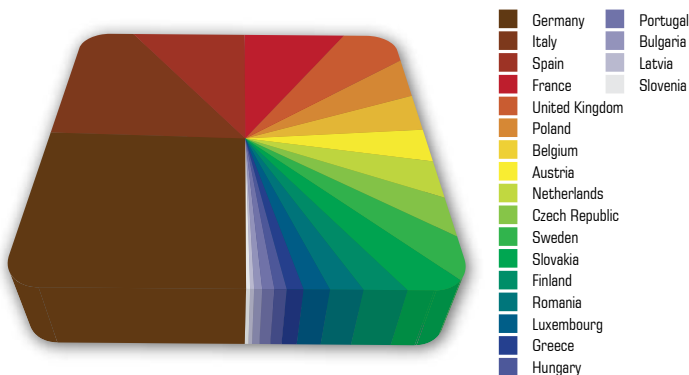
in '000 metric tonnes

CRUDE STEEL OUTPUT PER COUNTRY

	2006	2007	2008	2009	2010	% share of EU 2010
Austria	7129	7578	7594	5662	7206	4,2
Belgium	11631	10692	10673	5635	7973	4,6
Bulgaria	2102	1909	1330	726	744	0,4
Czech Republic	6860	7057	6387	4594	5179	3,0
Finland	5052	4431	4418	3078	4023	2,3
France	19852	19250	17879	12840	15414	8,9
Germany	47224	48550	45833	32670	43830	25,4
Greece	2416	2554	2477	2000	1821	1,1
Hungary	2084	2241	2097	1403	1678	1,0
Italy	31624	31553	30590	19848	25701	14,9
Latvia	690	696	635	692	655	0,4
Luxembourg	2802	2858	2582	2141	2548	1,5
Netherlands	6372	7368	6853	5194	6651	3,9
Poland	10008	10632	9728	7129	7993	4,6
Portugal	1338	1847	1630	1587	1351	0,8
Romania	6170	6137	4917	2686	3613	2,1
Slovakia	5093	5089	4489	3747	4588	2,7
Slovenia	628	638	641	430	606	0,4
Spain	18391	18999	18640	14358	16343	9,5
Sweden	5435	5635	5164	2778	4817	2,8
United Kingdom	13886	14317	13520	10079	9706	5,6
EU 27	206787	210030	198076	139278	172439	100

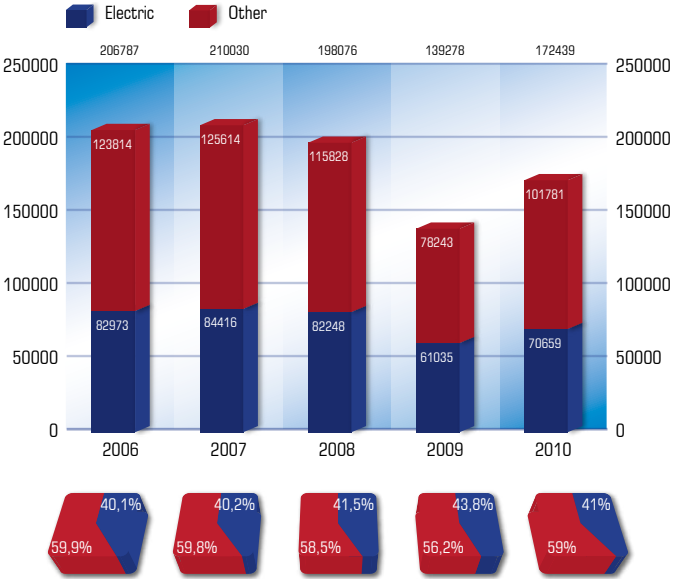
CRUDE STEEL PRODUCTION

SHARE PER COUNTRY (2010)

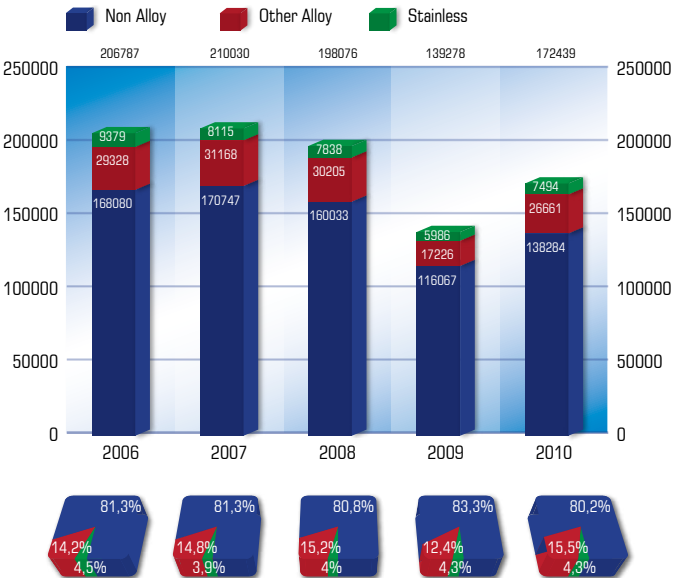


All qualities
in '000 metric tonnes

CRUDE STEEL PRODUCTION BY PROCESS



CRUDE STEEL PRODUCTION BY QUALITY



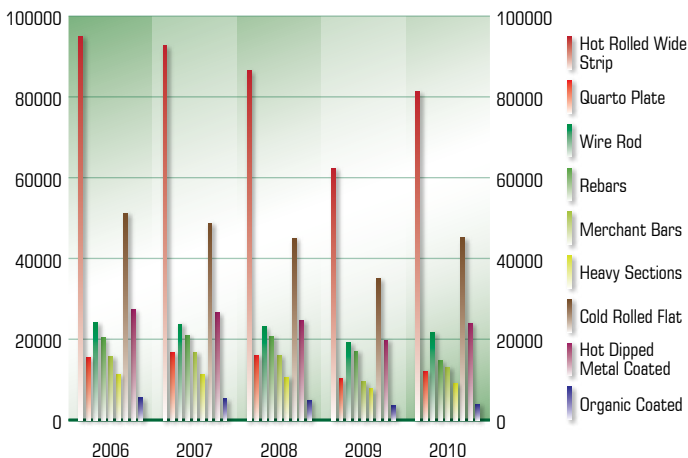
All qualities
in '000 metric tonnes

TOTAL FINISHED STEEL PRODUCTION

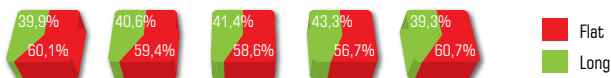
	2006	2007	2008	2009	2010
Total Hot Rolled	187518	187988	178630	129827	156665
Flat	112650	111612	104608	73640	95100
Hot Rolled Wide Strip	94989	92639	86473	62299	81248
Quarto Plate	15505	16731	16031	10187	12071
Long	74868	76376	74022	56187	61565
Wire Rod	24092	23745	23088	19073	21588
Rebars	20412	20987	20796	17078	14662
Merchant Bars	15743	16801	16082	9465	13000
Heavy Sections	11362	11294	10529	7729	9055
Cold Rolled Flat	51210	48717	45015	34963	45160
Hot Dipped Metal Coated	27257	26584	24761	19720	23971
Organic Coated	5459	5264	4869	3521	3901

FINISHED STEEL PRODUCTION

VOLUME PER SELECTED PRODUCT CATEGORY

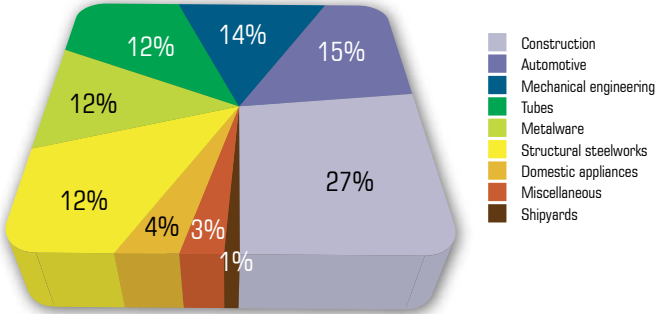


Shares in total hot rolled:



All qualities:

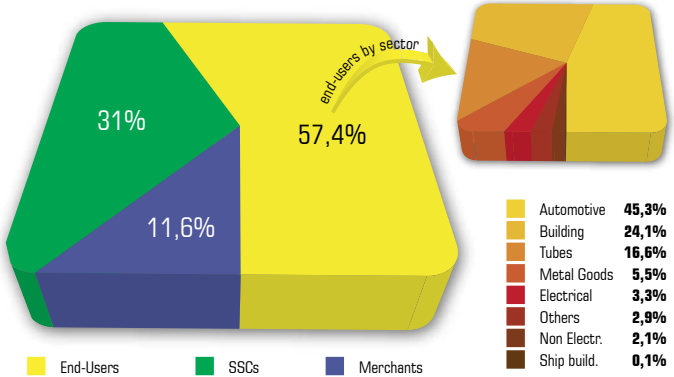
SECTOR SHARES IN TOTAL STEEL CONSUMPTION



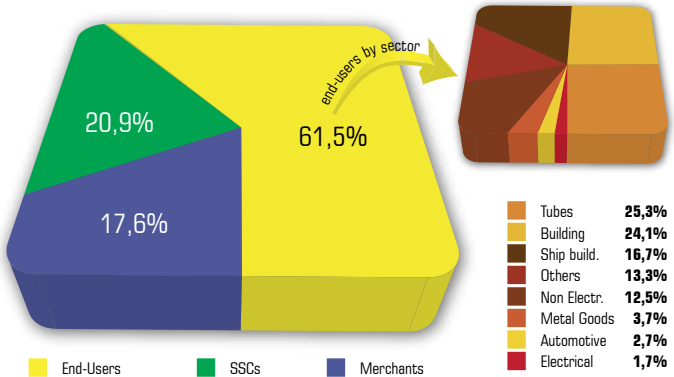
SECTOR STATISTICS

Non-alloy steels and other alloy steels:

FLAT PRODUCTS DELIVERIES: STRIP MILL PRODUCTS

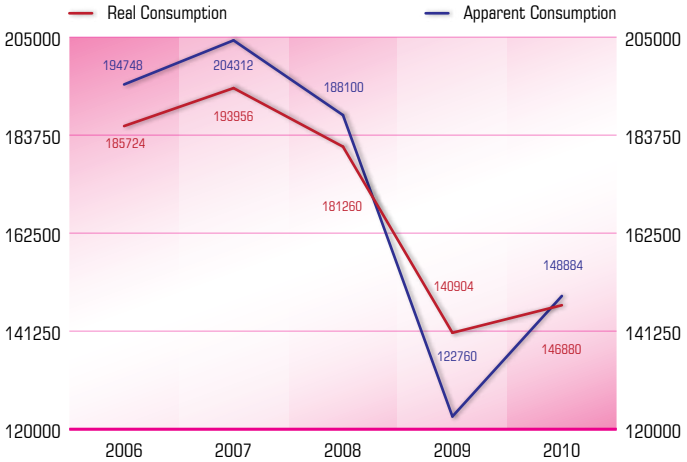


FLAT PRODUCTS DELIVERIES: QUARTO PLATES



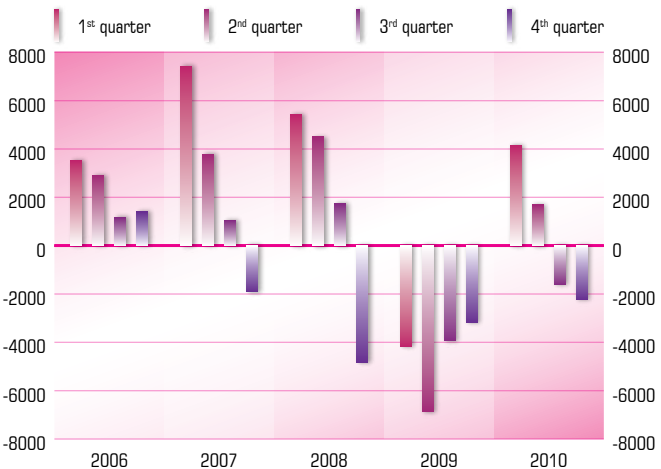
All qualities
in '000 metric tonnes

REAL & APPARENT CONSUMPTION



STOCK CHANGE

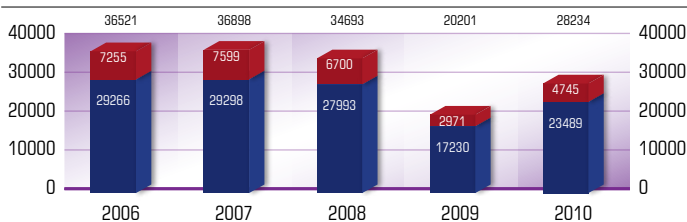
	2006	2007	2008	2009	2010
1st quarter	3525	7428	5421	-4155	4143
2nd quarter	2913	3771	4500	-6873	1689
3rd quarter	1167	1062	1737	-3939	-1599
4th quarter	1410	-1905	-4827	-3183	-2226



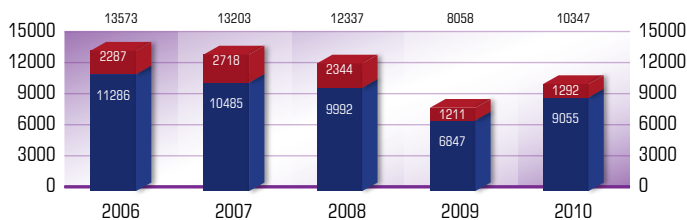
European Deliveries Imports third countries

Non-alloy steels and other alloy steels in '000 metric tonnes

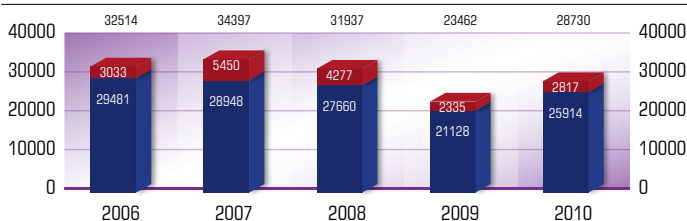
HOT ROLLED FLAT PRODUCTS



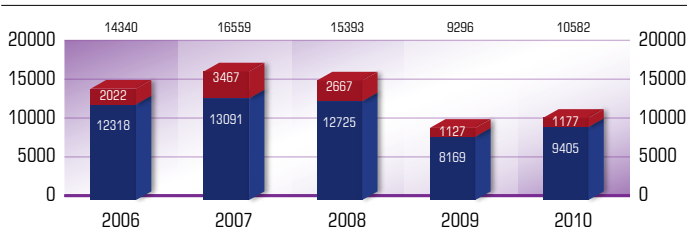
COLD ROLLED SHEETS



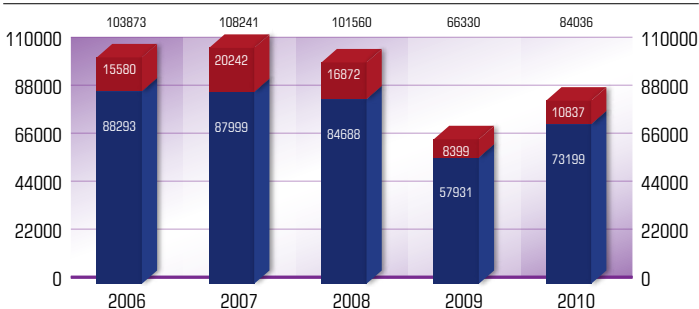
TOTAL COATED SHEETS



QUARTO PLATES



TOTAL FLAT PRODUCTS



Non-alloy steels and other alloy steels in '000 metric tonnes

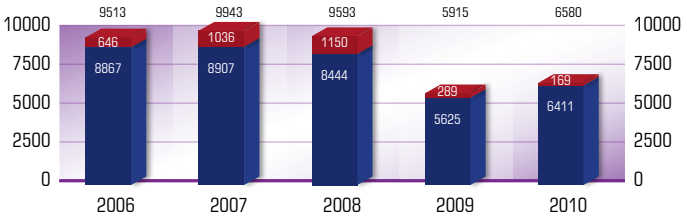


European Deliveries

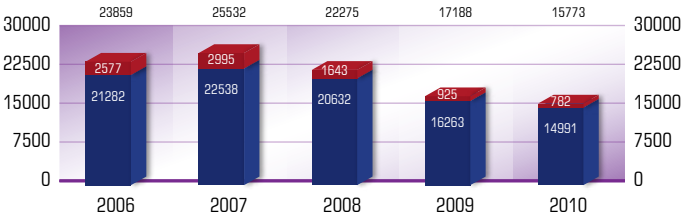


Imports third countries

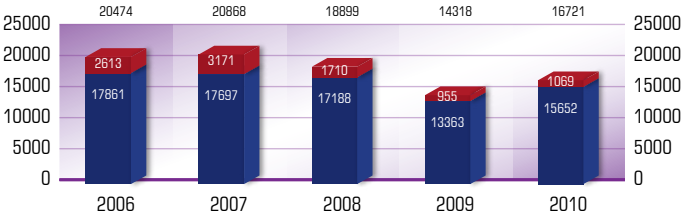
BEAMS



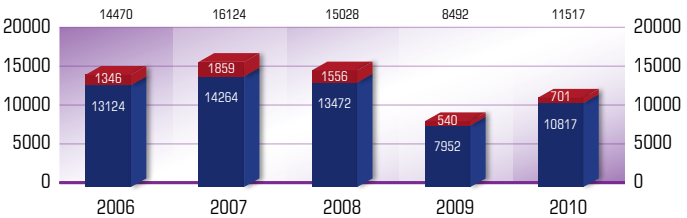
REBARS + DEFORMED RODS



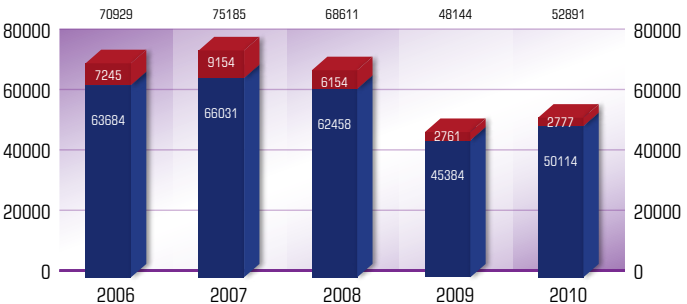
WIRE ROD - DEFORMED RODS



MERCHANT BARS



TOTAL LONG PRODUCTS



EU Scrap price index (2001 = 100) based on the average price in France, Germany, Italy Spain and United Kingdom.

Higher / Lower value of each year

DEMOLITION QUALITY



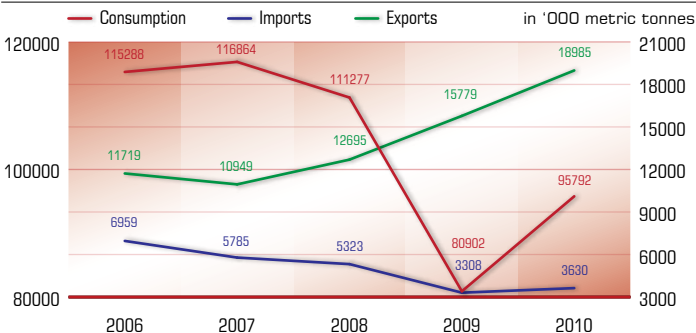
NEW ARISING



SHREDDED



SCRAP IMPORTS, EXPORTS & CONSUMPTION

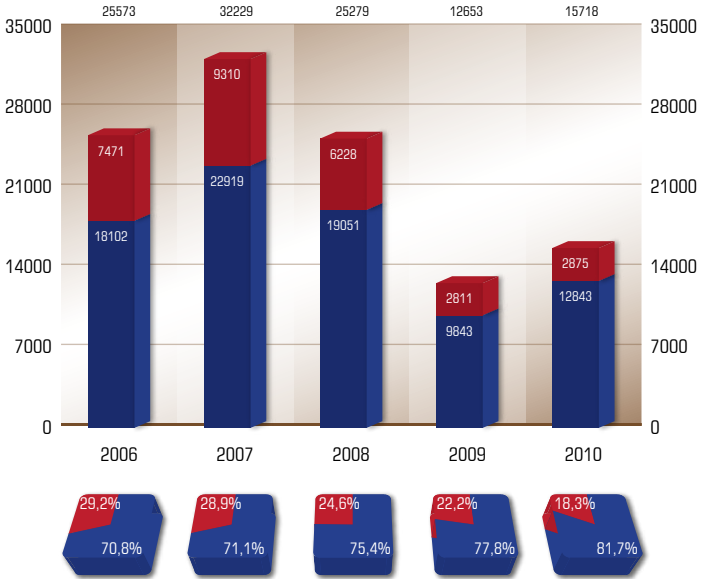


All qualities
in '000 metric tonnes

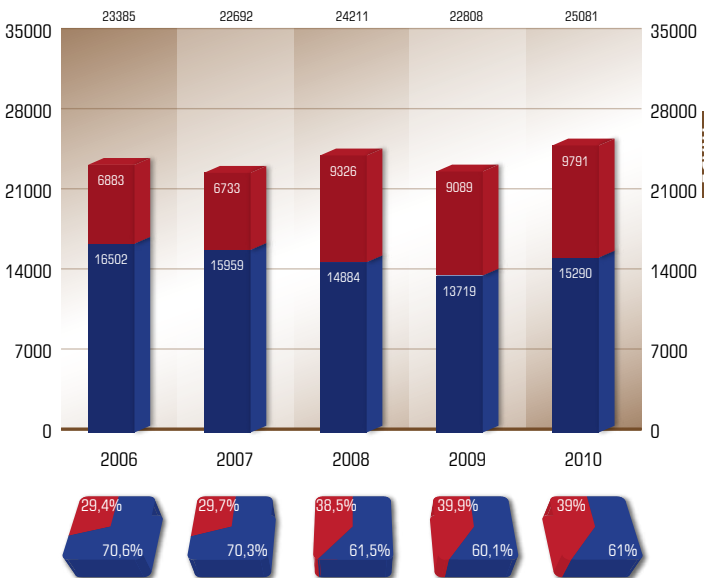
 Flat

 Long

THIRD COUNTRIES IMPORTS



THIRD COUNTRIES EXPORTS



All qualities

TOP IMPORTS

FLAT PRODUCTS



	2010	Avg'05/'09
China	24%	25%
Russia	17%	14%
Ukraine	12%	6%
Serbia	8%	6%
South Korea	7%	6%
Turkey	5%	4%
India	5%	8%
Brazil	3%	5%
Taiwan	2%	2%
Others	17%	24%

LONG PRODUCTS



	2010	Avg'05/'09
Ukraine	21%	9%
Switzerland	16%	8%
Turkey	16%	34%
Norway	10%	6%
Belarus	9%	4%
Russia	8%	5%
South Korea	3%	4%
China	2%	12%
Brazil	2%	3%
Others	13%	15%


TOP EXPORTS

FLAT PRODUCTS



	2010	Avg'05/'09
Turkey	22%	21%
U.S.A.	9%	11%
India	7%	6%
Switzerland	7%	7%
Russia	5%	4%
China	5%	5%
Mexico	4%	4%
Egypt	3%	1%
Pakistan	3%	2%
Others	35%	39%

LONG PRODUCTS



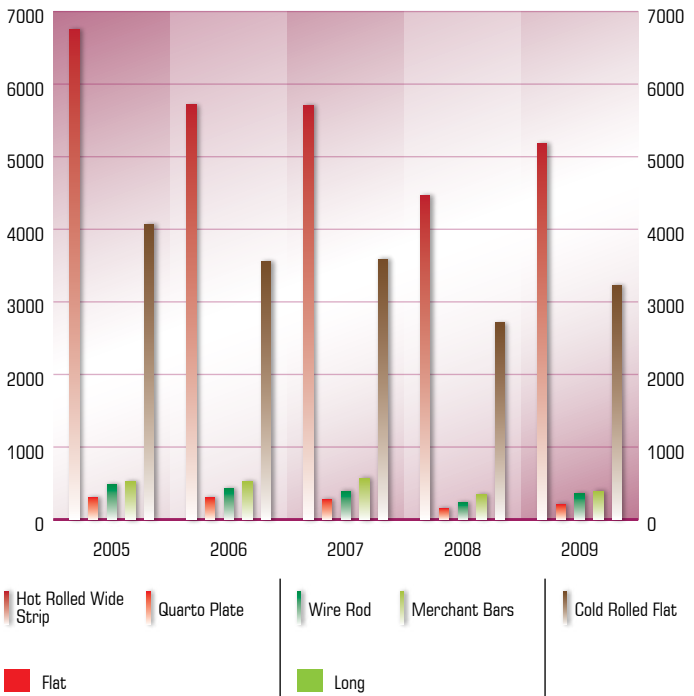
	2010	Avg'05/'09
Algeria	25%	21%
Turkey	9%	8%
Switzerland	8%	10%
U.S.A.	7%	13%
Brazil	3%	1%
Canada	3%	3%
Iran	2%	2%
Croatia	2%	3%
United Arab Emirates	2%	2%
Others	39%	37%

in '000 metric tonnes

TOTAL FINISHED STAINLESS STEEL PRODUCTION

	2006	2007	2008	2009	2010
Total Hot Rolled	8084	6975	6943	5207	6139
Flat	7069	6019	5988	4622	5390
Hot Rolled Wide Strip	6759	5714	5704	4464	5180
Quarto Plate	311	304	284	158	210
Long	1015	956	955	585	750
Wire Rod	488	433	392	241	359
Merchant Bars	527	523	563	344	391
Cold Rolled Flat	4069	3558	3581	2710	3228

VOLUME PER SELECTED PRODUCT CATEGORY



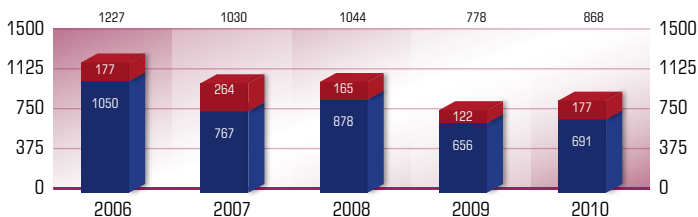
Shares in total hot rolled:



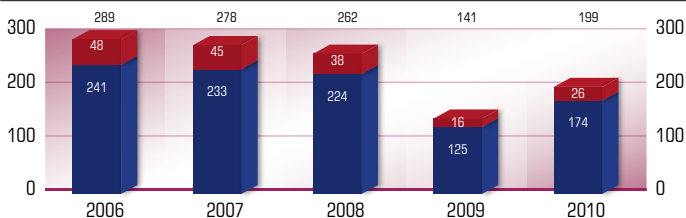
European Deliveries Imports third countries

in '000 metric tonnes

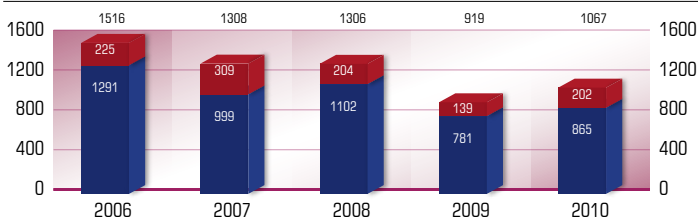
HOT ROLLED STRIP MILL PRODUCTS FOR DIRECT USE



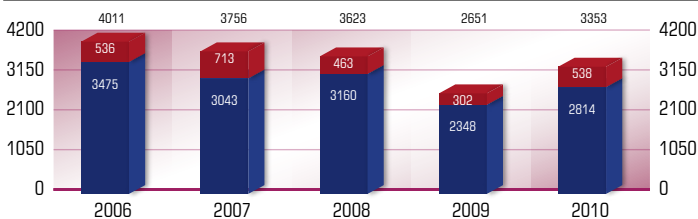
QUARTO PLATES



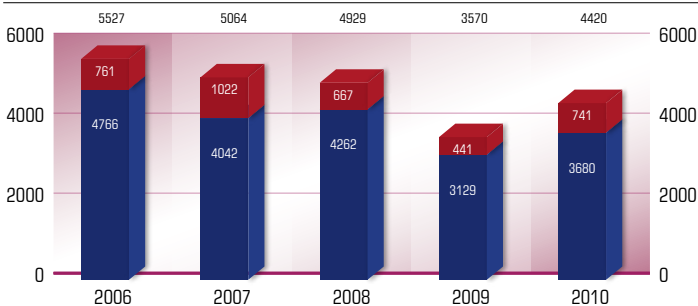
TOTAL HOT ROLLED FLAT PRODUCTS



COLD ROLLED FLAT PRODUCTS



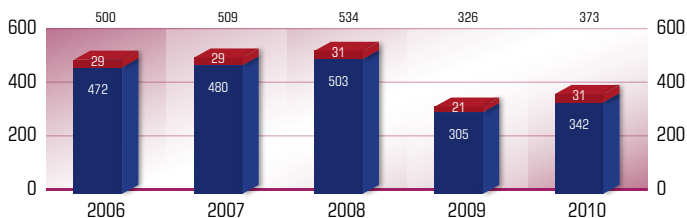
TOTAL STAINLESS STEEL FLAT PRODUCTS



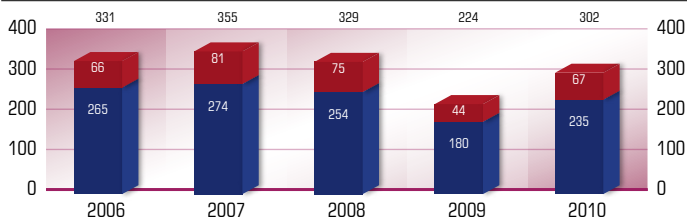
■ European Deliveries
 ■ Imports third countries

in '000 metric tonnes

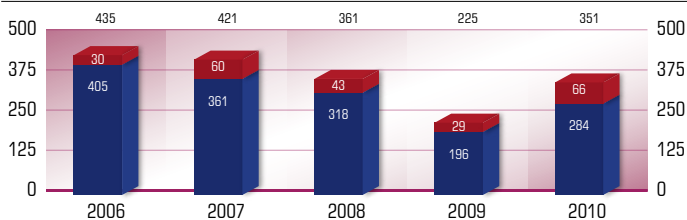
HOT ROLLED BARS AND SECTIONS



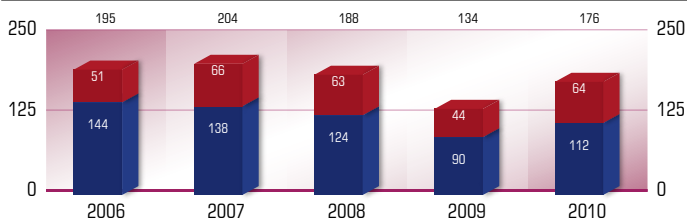
BRIGHT BARS



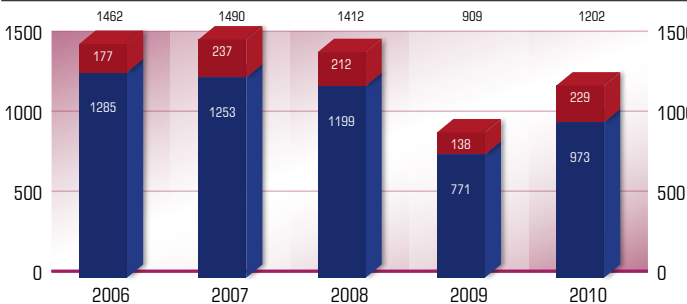
WIRE ROD



DRAWN WIRES



TOTAL STAINLESS STEEL LONG PRODUCTS



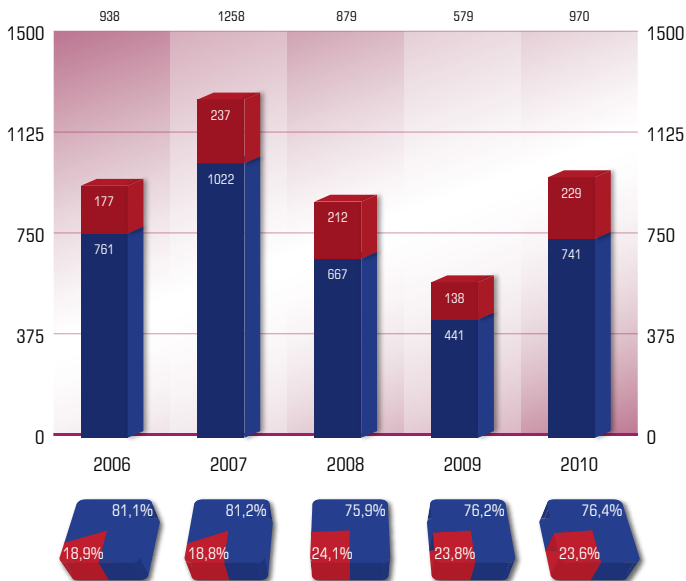
Including 1st transformation

Flat Long

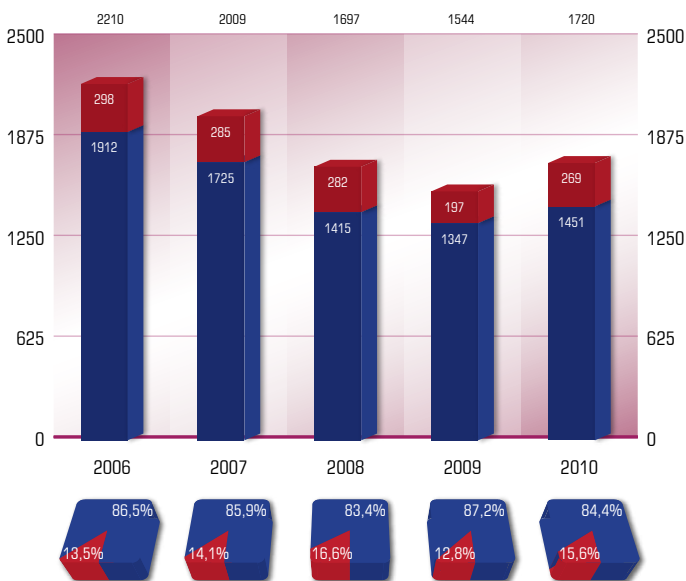
in '000 metric tonnes

Total including for re-rolling

THIRD COUNTRIES IMPORTS



THIRD COUNTRIES EXPORTS



MEMBERS

- Acciaieria Arvedi
<http://www.arvedi.it>
- Acerinox
<http://www.acerinox.es>
- ArcelorMittal
<http://www.arcelormittal.com>
- Badische Stahlwerke
<http://www.bsw-kehl.de>
- Böhler Uddeholm
<http://www.boehler-uddeholm.com>
- Bulgarian Association of the Metallurgical Industr – BAMl
Celsa
<http://www.gcelsa.com>
- Chambre Syndicale des Producteurs d'Aciers Fins et Spéciaux
<http://www.spas.fr>
- CMC Zawiercie
<http://www.cmc.com>
- DanSteel
<http://www.dansteel.dk>
- Deutsche Edelstahlwerke
<http://www.dew-stahl.com>
- Dillinger Hütte
<http://www.dillinger.de>
- Duferco
<http://www.duferco.com>
- Edelstahl – Vereinigung
http://www.stahl-online.de/stahl_zentrum/edelstahl_vereinigung_e_v.htm
- Evráz Vitkovice Steel
<http://www.vitkovicesteel.com>
- Fachverband der Bergwerke und Eisen erzeugenden Industrie
<http://www.wk.or.at/bergbau-stahl>
- Federacciai
<http://www.federacciai.it>
- Fédération Française de l'Acier
<http://www.ffa.fr>
- Feralpi Group
<http://www.feralpi.it>
- FNsteel Group
<http://www.fnsteel.com>
- Georgsmarienhütte
<http://www.gmh.de>
- Groupement de la Sidérurgie – GSV
<http://www.steelbel.be>
- Grupo Alfonso Gallardo
<http://www.grupoag.es>
- Halyourgiki
<http://www.halyourgiki.com>
- Hellenic Steelmakers' Union – ENXE
Helliniki Halyourgia
<http://www.hlv.gr>
- Hutnictví Železa
<http://www.hz.cz>
- Hutnicza Izba Przemysłowo-Handlowa
<http://www.hiph.com.pl>
- ISD Dunaferr
<http://www.dunaferr.hu>
- ISD Huta Czysta
<http://www.isd-hcz.com.pl>
- Jernkontoret
<http://www.jernkontoret.se>
- JSC Liepājas Metalurģis
<http://www.metalurģis.lv>
- Lech-Stahlwerke
<http://www.lech-stahlwerke.de>
- Lucchini Group
<http://www.lucchini.it>
- Magyar Vas-és Acélipari Egyesülés
<http://www.mvae.hu>
- Marienhütte
<http://www.marienhuette.at>
- Metallinjalostajat
<http://www.teknologiateollisuus.fi/>
- Metinvest Trameal
<http://www.trametal.it>
- Nedstaal BV
<http://www.nedstaal.nl>
- Outokumpu
<http://www.outokumpu.com>
- Ovako Group
<http://www.ovako.com>
- Riva Group
<http://www.rivagroup.com>
- Ruukki
<http://www.ruukki.com>
- Saarstahl
<http://www.saarstahl.de>
- Salzgitter
<http://www.salzgitter-ag.de>
- Sidenor
<http://www.sidenor.gr>
- Siderurgia Nacional - Empresa de Productos Longos SA
SIJ - Slovenian Steel Group
<http://www.sij.si>
- SSAB
<http://www.ssab.com>
- Štore Steel
<http://www.store-steel.si>
- Tata Steel Europe
<http://www.tatasteleurope.com>
- ThyssenKrupp AG
<http://www.thyssenkrupp.com>
- Trinecké Železářny
<http://www.trz.cz>
- U.S. Steel Kosice
<http://www.uske.sk>
- UK Steel
<http://www.uksteel.org.uk>
- Unión de Empresas Siderúrgicas – UNESID
<http://www.unesid.org>
- Uniunea Producătorilor de Oțel din România – UniRomSider
voestalpine
<http://www.voestalpine.com>
- Vorskla Steel Denmark
<http://www.vorsklasteel.com>
- Wirtschaftsvereinigung Stahl
<http://www.wvstahl.de>
- ŽDB Group
<http://www.zdb.cz>

ASSOCIATED MEMBERS

- Colakoglu Metalurji
<http://www.colakoglu.com.tr>
- Diler Demir Celik
http://www.dilerhld.com/diler_demircelik/index.html
- Eregli Iron and Steel Works
<http://www.erdemir.com.tr>
- HABAS
<http://www.abas.com.tr>
- ICDAS
<http://www.icdas.com.tr>
- Iskenderun Demir ve Celik ISDEMIR
<http://www.isdemir.com.tr>
- Izmir Demir Celik IDC
<http://www.idcsteel.com>
- Kremikovtzi AG
<http://www.kremikovtzi.com>
- Swiss Steel AG
<http://www.swiss-steel.com>
- DCUD - Turkish Iron & Steel Producers Association
<http://www.dcu.org.tr>

A stylized map of Europe is shown in a light, textured grey color. The map is framed by a decorative border of dark green leaves and branches, which is thicker on the left and top edges and tapers towards the right. The background is a solid dark green.

EUROFER
European Confederation of Iron and Steel Industries

ASBL

Avenue Ariane, 5
B-1200 Brussels
Tel: +32 (2) 738 79 20
Fax: +32 (2) 738 79 55
Email: mail@eurofer.be
<http://www.eurofer.eu/>